

Habesha Brides

FALL/WINTER 2014 LOOKBOOK

REAL
HABESHABRIDES

STYLIZED
MELSE
INSPIRATION

OUR
FAVORITE
GIFTS

GOLD: THE HB
COLOR FOR
FALL & WINTER

WINTER
WEDDING
STYLE





8.24.14

Washington, DC

Formal invitation to follow.
de.se.ta

Wedding Collection

SAVE THE DATE!



Menu

Timatim Fitfit
Fasolia Wot
Misir Wot
Gomen Wot

Doro Wot
Doro Alitcha
Siga Wot
Siga Tibs
Yebeg Tibs
Kitfo

Open Bar all evening

The Melse

Please join us as the
festivities continue.



We will be celebrating our
traditional Melse
Sunday, the twenty-fourth of June
two thousand and twelve
at half-past six o'clock
Meskerem Ethiopian
Restaurant



www.deseta.net





Two years ago when I started the HabeshaBrides instagram account it was merely to help my friends that were planning their weddings. I had recently gotten married and my friends were asking me for advice and I realized that 1.) I don't want to be a wedding planner, 2.) I can't spend 4 hours of my day on the phone consulting with brides when I am in graduate school, 3.) We don't have a resource and its 2012! Given how large the Habesha Diaspora is it made sense to launch Habeshabrides.com as the go to source on habesha weddings. Lets face it... we are getting older and we need to start writing down our culture not only for future generations but for others who are joining our culture through marriage. We want to make the wedding planning process less stressful one habesha hub city at a time.

With that being said, we wanted to create something that we think will be helpful when planning your wedding. Yes, there are wedding magazines out there but there isn't anything specific for habesha weddings. The HB Look Book was curated by the HabeshaBrides team to bring you the best of the best in vendors for a dream Habesha Wedding. We hope you enjoy and find inspiration in our very first edition!

Blessings and Regards,

Sara

Get That Look...

HERE IS WHAT OUR BEAUTY EXPERT MAKEUP BY FIFI USED ON OUR COVER GIRLS



1. Studio fix foundation from MAC
2. Spiked eyebrow pencil MAC
3. All that glitters eye shadow MAC
4. Coppertone blush MAC
5. Fleshpot lipstick MAC



Mekdes

1. Studio fix foundation from MAC
2. brunette brow pencil Anastasia Beverly Hills
3. Fig1 eye shadow MAC
4. Blunt blush MAC
5. Rebel lipstick MAC

FALL/WINTER 2014 HB COLOR...

GOLD



Deborah Lippmann
Puttin' on the Ritz
38.00 set Neiman Marcus



Magic Foil Earrings
5.99 Charming Charlie



Michael Kors Rose Gold



Notte by Marchesa Lace-
Overlay Gown with Tulle Skirt
1,395.00 Neiman Marcus



Enchanted Evening Clutch
19.00 Charming Charlie



Kay Jewelers Diamond
Engagement Ring 7/8 CT TW
Round Cut 14K Two-Tone Gold
2,639.20 Kay Jewelers



Kate Spade Licorice Too
328.00 Nordstroms

Autumn *Beauty*



NOT
EVERYTHING
HAS TO BE RED
AND BROWN
TO BE A FALL
INSPIRED
WEDDING...

*PLUM, GOLD AND
CREAM AS A FALL
COLOR PALETTE
PAIRED WITH
BRANCHES AND
ORANGE ROSES
#LOVEFALL*



THE DETAILS...

FALL IN LOVE WITH
LUX SATIN AND
PEARL BEADING.
BOLD LIPS AND SIDE
SWEEP UPDOS GIVE
A RENAISSANCE
FLAIR.

VENDORS

PHOTOGRAPHY – IKE AND TASH PHOTOGRAPHY
+ MOTION

BRIDAL GOWN - MORI LEE

BRIDESMAID GOWNS - WHITE BY VERA WANG

JEWELRY – SAM MOON

MAKEUP – MAKEUP BY FIFI

HAIR – ROYAL ROOTS BY RIGAT

DÉCOR, FLOWERS, AND LIGHTING – SWEET N
DESIGN ANNA ZALUTSKAYA

A SUMMER LOVE *Engagement*

Dina's version: We met when I was 15 and he was 17 summer of 1995 in Asmara, and had a little summer romance that ended badly. We reconnected on FB back in 2008 when I was still living in New York, but I never really paid him any mind, just kept it very casual. Last summer, I was at a friend's wedding in Tuscany, and went to Milan for a visit where we saw each other after 20 years, and we both knew it was right. I left Italy, and he followed me to Dubai and the story just continued....Now almost a year later, I said yes to my soul mate who never gave up on "us" and believed that our story never ended back when we were teenagers.

Silvano On Bended Knee: Not far from Milan, was born a cove on Lake Como, I remember perfectly the heat, which was cool, I was there with her in the hope that she plucked the most romantic moment. At the mere sight of the lake she was speechless and enchanted, it was there where I took a chance, with my hand trembling and my heart full of emotions, to ask Dina to be my wife ... this story continues today and we're in love like never before.





THEME

Our shoot was derived from our summer love stories, because they all happened then, starting as teenagers and continuing as adults.....Silvano, being born and raised in Italy, felt the need to add elements from the culture and myself, working in fashion, decided to make it happen. Although shot in Dubai, we were still able to find the perfect location, a Vespa, and the most amazing team to work with.

VENDORS

Photography – Wilbur Smith

Hair and Makeup – Dennie Pasion

Styling – Tina Choie



Lace Dress – Finchitua by Feiruza Mudessir

Tillet Scarf – Finchitua by Feiruza Mudessir

Location – Dubai

Special Thank You – The Studio and Bareface Agency





<http://www.finchitua.com/>



REAL HABESHABRIDES:



Wintana




Crystal and Blush

NORFOLK,
VIRGINIA

I met my husband 7 years ago. After getting engaged in Seattle the first thing I thought after saying yes was "I need to call my mom!" Waking up on my wedding day I felt anxious and excited. I knew that everything that I had worked for was finally coming together and I was excited to share it with all my family and friends!



When it came to my wedding dresses the ceremony dress was the exact opposite of what I thought I wanted. It was so pretty and fit my figure perfectly I had to say yes. For the reception I selected a design that was loose and free flowing. With décor I am a minimalist in all aspects. I like simple and clean details. I don't like flowers very much so I opted for votive candles, crystals, and branches. The same holds true for colors. I was hoping to have black and white but my family protested so I agreed to light blush as the main color with ivory and white flowers.



The Zuria

I picked my zuria because it fit like a glove! I originally ordered a dress from Ethiopia that I ordered over the phone. When it arrived clearly there was a loss in translation and I hated it. Luckily a friend of mine sent me tibeb material and I had a Hispanic seamstress make the dress for me in the states and came out perfectly!

For beauty I wanted to make sure that I did something special for my hubby and had his name written in henna on my arm. No one had done it before and it was a surprise for him!

Tradition

For the melse I wanted both traditional elements with a touch of modern flare. I was able to have an intimate melse since I had a small guest count. The traditional elements that were a must were the baskets, mesobs, and clay pots. My husband had Haile Gebru perform at our melse and sang a traditional song.

Vendors

Gown: Priscilla of Boston & Winnie Couture
 Ceremony: St. Pauls Catholic Church
 Bridesmaid Dresses: Dessy.com
 Photography: Nuvoria Photography
 Videography: Nuvoria Photography
 Reception: Sheraton, Norfolk, VA
 Bridal Zuria: Mercedes
 Bridesmaid Zurias: Abaynesh, Alexandria, VA



Stay Golden...



HabeshaGold




@habeshagold1



REAL HABESHABRIDES:

Selome



SEATTLE, WASHINGTON

Orange and Cream
My husband and I met in Addis Ababa on NYE 2004 and the rest was history. He proposed on Valentines Day by putting my engagement ring in my desert! My first thought was "Do my parents know!"

Waking up on my wedding day I was full of excitement and energy. Having my bridesmaids next to me made me feel so grateful for their love and support.





Walking down the aisle made me feel like a princess. It is the moment that every girl dreams of. Walking down with your dad with all your favorite people surrounding you to cheer you on. It was surreal.

I wanted my wedding dress to be simple and timeless. I kept buying dresses, so I changed into a different one for the reception and I still own a dress that I have never worn. For colors I wanted something that would stand out in photos and compliment our skin tones, so I chose orange, cream, and brown.



For the reception I wanted the design to be extremely classy and sophisticated. I wanted everything to be coordinated and chic with lots of flowers and candles everywhere. We ended up with mostly cream and white orchids and roses and almost all white décor. When I walked into our reception everything was beautiful! It was so perfect and well planned, plus the energy of having our guests there with the traditional Ethiopian music made it a dream.



The Habeshakemis

I picked this kemis based on a design on a couture dress I loved and Gigi of Ethiopia designed it in an even better fashion. It was very unique.

Tradition

Traditional elements that were a must were the kabas, the mesob tables, and lots of blessings by our priests, elders, and of course the dabo sim naming ceremony. My favorite part of melse is that it was a smaller more family oriented crowd. We really had a chance to walk around and talk to everyone.

Habeshabride Advice

Make sure to arrive on time to your wedding and melse. Many times the bridal party is tired and running late the day after the wedding and its extremely rude to your guests to have them wait for you. Plan accordingly and sleep in the rest of the week.

Vendors

Wedding Gown – Sotero & Midgeley
 Ceremony – St. Gabriel Ethiopian Orthodox Church
 Florist – Sweet N Design
 Bridesmaid Dresses – Watters
 Stationary – Pure Luxury Greetings
 Photography – John+Joseph Photography
 Videographer – Reel Thing Production and Dawit Video
 Reception – Seattle Marriott Waterfront
 Habeshakemis – Gigi of Ethiopia and Mulu Y.

FAVI COLLECTION



www.bethelhelena.com




How To Guide For E- Sessions

- 1.) Have an idea of **WHERE YOUR PICTURE WILL GO**. On your wedding site, Tedge/Mez bottles
- 2.) Have a **THEME** or color scheme... Ideally to match your wedding colors
- 3.) **SCOUT A LOCATION** for the engagement shoot...where he proposed, where you met are great spots!
- 4.) Have your **OUTFITS PLANNED IN ADVANCE**...It's a good idea to have habesha clothes as a part of your wardrobe change
- 5.) **HAVE FUN!** You don't want your pictures to come out stiff and posed. Let your **PERSONALITIES SHINE**

Photography by Gediyon Kifle Photography



Gifts We LOVE!



Dana Clutch
Me.Tu Style 30.00



Tibeb Pillow Cases
St. George Gallery



Meskel Sunglasses
Jembere 190.00



Classic Weekender
Zaaf 415.00



Axum Meskel
MyMeskel Big Cartel
40.00



Adey Bracelet Cuffs
Adey Designs 15.00

MELSE
INSPIRATION...

Golden


LET THE BURGUNDY AND GOLD
LEAFS FALL AROUND YOU

Fall

Sometimes all you need is a bit of nature to help you discover the perfect color palette. Burgundy and gold are gorgeous combinations for the melse.

Selecting werki that has rubies is a great accent color with touches of burgundy to your habeshalibs/zuria. Mix up your traditional décor with modern elements for a resplendent design.

Photography by Malik Desta Malik Photo DC





VENDORS

Décor – Geli Décor
 Flowers – Geli Decor
 Event Planning – Favored by Yodit Events
 Hair Stylist– Yene Dametew
 Makeup – Makeup by Fifi
 Werki – Habeshagold by Saba Woldu
 Photography and Video – Geydion Kifle and Malik Desta

Habeshalibs/Zuria – JoAnn
 Atelier
 Stationary – Deseta Designs
 Mesob Cake – Pennat Bakery
 Catering – Meskerem Restaurant
 Venue – Meskerem Restaurant



adeyDesigns



WWW.ADEYDESIGNS.COM



WINTER Princess



ALL THAT GLITTERS IS GOLD...

WARM UP A WINTER WEDDING USING GOLD AS YOUR MAIN WEDDING COLOR.

VENDORS

Photography – Ike and Tash Photography + Motion

Bridal Gown – Mori Lee

Décor – Habesha Wedding Planners

Cake – My Cakes by Cynthia

Hair – Royal Roots by Rigat

Makeup – Makeup by Fifi

Bridesmaid Dresses – Nordstrom Rack





HAB Bridal Robes



<http://www.habeshabrides.com/robes>



WINTER MELSE

Silver Bell



QUEEN OF THE
WINTER
WONDERLAND

Silver and Red

FOR A MELSE IN THE
WINTER SEASON BREAK
AWAY FROM GOLD AND
TRY SILVER FOR YOUR
MAIN COLOR WITH BOLD
ACCENTS OF RED.





SHIMMERING SILVER WERKI SETS...STAND OUT


Nothing says winter like silver

Pairing a silver habeshalibs/zuria with a black and silver etching kaba and you will be the bell of the ball.

During your portrait session use petals from the wedding day to mimic snow!

VENDORS

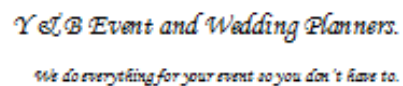

Photography – Geydion Kifle
Photography
Décor – Geli Décor
Event Planning – Favored by
Yodit Events
Hair Stylist– Yene Dametew
Makeup – Makeup by Fifi
Werki – Habeshagold by Saba
Woldu
Habeshalibs/Zuria – JoAnn
Atelier
Stationary – Deseta Designs
Mesob Cake – Pennat Bakery
Catering – Meskerem
Restaurant
Venue – Meskerem Restaurant





THANK YOU

None of this would have been possible without the collaboration
and amazing work of these vendors





Habesha Brides